




TECHNICAL INFORMATION

SCREEN	CAPACITY	SCREEN SIZE (m)	SCREEN TO FRONT ROW (m)
SCREEN 1	212 3	6,65x15,30	5,50
SCREEN 2	139 3	5,63x12,90	4,60
SCREEN 3	212 3	6,65x15,30	5,40
SCREEN 4	212 3	6,65x15,30	5,40
SCREEN 5	266 3	7,45x17,20	6,10
SCREEN 6	204 3	6,65x16,85	5,50
SCREEN 7	212 3	6,65x15,30	6,75
SCREEN 8	212 3	6,65x15,30	6,75

RECEPTION SPACES: SIZE AND CAPACITY

SPACE	SIZE (m ²)	CAPACITY (STANDING)	CAPACITY (SEATED)
HALL	210	180	90
HALL	287	250	125
HALL	627	575	275





GENERAL INFORMATION



COMPLEX TIMETABLE AND STAFF

- **Set-up times** from 7.30am to 11.30am and from 10.30pm to 1am.
- The **security staff** in the complex will provide access to rooms and spaces. The specific security staff for the event are hired separately.
- Kinépolis has its own **maintenance staff** in the complex. Should you require a maintenance person during the event, please request a quote.
- Kinépolis has a number of **service providers** both for **Catering** and **Audiovisual Services**. The Kinépolis sales representative can provide you with their contact details.



ADDITIONAL SERVICES

Kinépolis can provide:

- **Security STAFF** (security guards and assistants), hosts and hostesses, maintenance staff, etc. Request a quote specific to your event requirements.
- **EXTRA FURNITURE** for events: decorative pouffes, couches, low tables, folding screens overhead power cables, etc. Consult availability and price.
- **INTERNET CONNECTION** customised to your event requirements: cables or Wi-Fi, from 1MB to 20MB, symmetrical, both in spaces and rooms. Request a quote specific to your requirements.
- **STORAGE AREAS** and **Technical Office Space**, of up to 20m².
- **REPROGRAPHY** service.





BASIC TECHNICAL INFORMATION FOR SET-UP



UNLOADING MATERIAL

- The entrance for material is at the same level as the corridors for the rooms.



POWER POINTS

CINEMA FLOOR:

● CORRIDORS:

- 7 single phase 220v 16A sockets.
- 1 single phase 220v 32A socket.

● HALL:

- 7 single phase 230v sockets.

● ROOMS:

- 12 single phase 220v 16A sockets.

PROJECTION BOOTH FLOOR:

- 18 single phase 220v 16A sockets.
- 2 three phase 220v 32A sockets.



SPECIAL REQUIREMENTS

● ELECTRICAL INSTALLATIONS:

Electrical installation performed by competent and qualified staff, who upon completion of the installation issue a certificate indicating that the set-up has been performed in accordance with the project.

Electrical report from the electrician who performs the installation.

● STRUCTURES (Marquees, pergolas, platforms...)

Project performed by competent and qualified staff who consider the maximum permissible load anchorage, wind resistance, etc. When the installation is complete the staff will issue a certificate indicating that the set-up has been performed in accordance with the project.

● SELF-PROTECTION PLAN:

If the installations modify the active or passive fire safety installations, evacuation routes, etc., a specific self-protection plan must be put in place for the event.

● PERMITS:

For special actions and the set-up of events in outdoor areas, the client is responsible for processing the relevant permits with the city council or other organisations/institutions.



CONTRACTING AGENCY/CLIENT MUST TAKE OUT THIRD PARTY LIABILITY INSURANCE.



BASIC TECHNICAL INFORMATION FOR PROJECTION



VIDEO AND AUDIO INPUTS

VIDEO:

- DVI-HDMI (Individual / Dual Link) – All rooms.
- HDSDI (Individual / Dual Link) – All rooms.
- HDCP in all rooms.
- Progressive / Interlaced in all rooms.

EXTERNAL AUDIO INPUTS:


- Stereo L & R (Canon XLR RCA)
- Direct signal to the sound processor in the room.



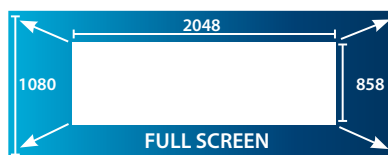
PROJECTION

- Projector model LASER rooms 1, 2, 3, 4, 5, 6, 7, 8.
- Screen size 6.65x15.30, 5.63x12.90, 7.45x17.20, 6.65x16.80.
- Image formats: Scope (2048 x 858), Full 2K (2048 x 1080), Flat (1998 x 1080).
- 3D rooms, 7 and 8.
- Master image system.

FORMATS



FULL 2K (2048 X 1080)



SCOPE 2K (2048 X 858)



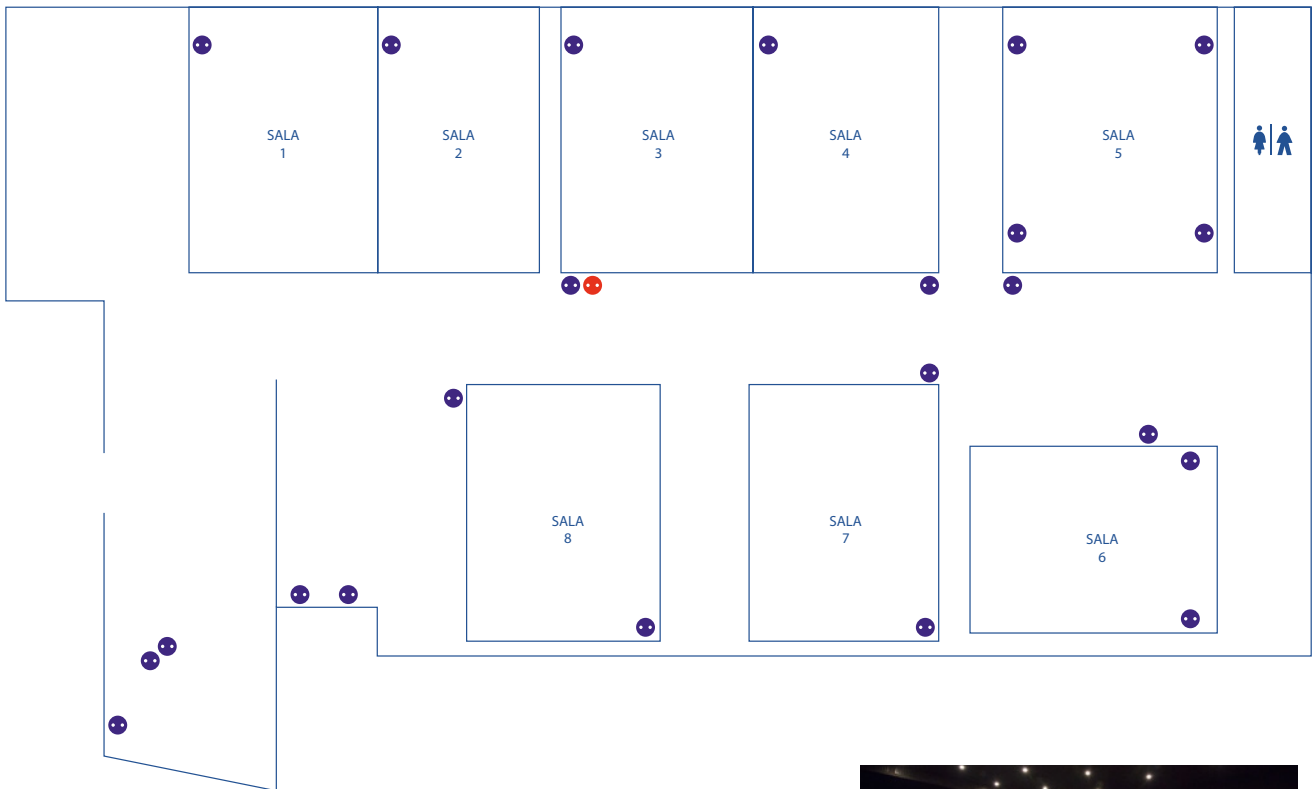
FULL HD (1920 x 1080)





HD to complete the screen (1920 x 804)





BASIC TECHNICAL INFORMATION: ASSEMBLY





SCREEN FLOOR

-  ● 26 single phase 220V 16A sockets.
-  ● 1 three phase 380V 32A socket.

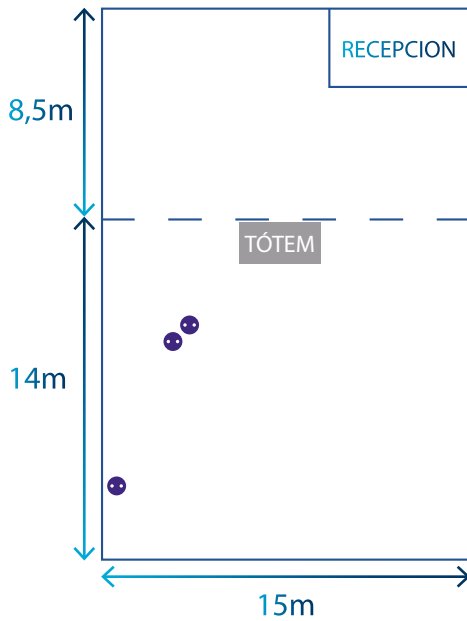
PROJECTION BOOTH FLOOR

-  ● 2 three phase 380V 32A sockets.
-  ● 18 single phase 220V 16A sockets.





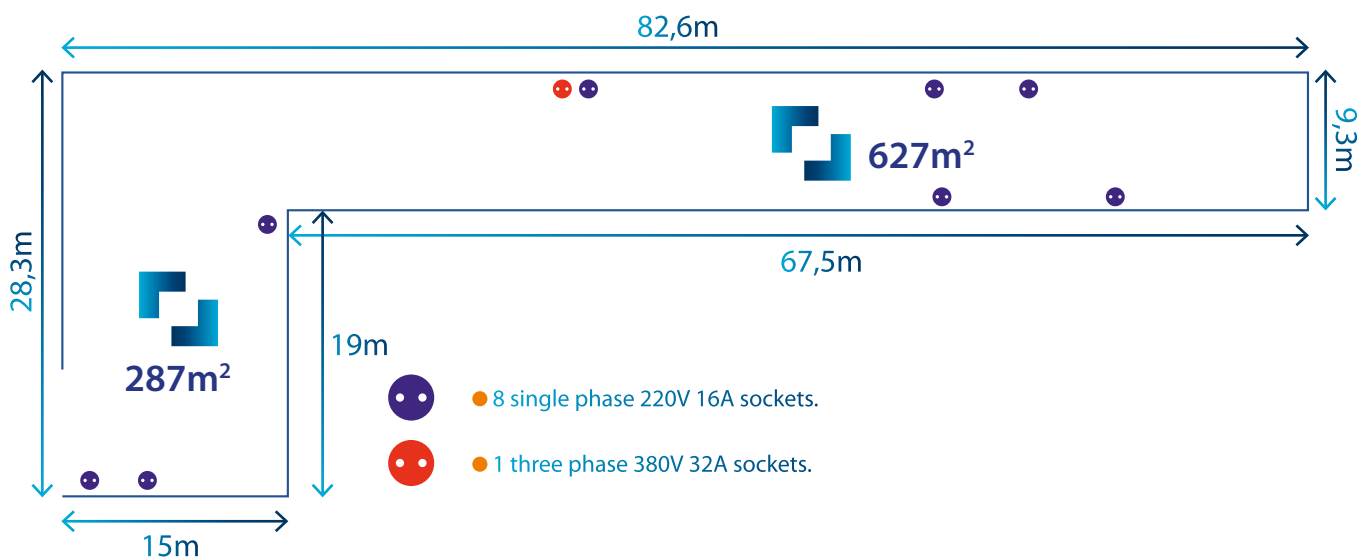
HALL PLAN



 3 single phase 220V 16A sockets.

 210m²

HALL PLAN



 8 single phase 220V 16A sockets.

 1 three phase 380V 32A sockets.

HOW TO ACCESS YOUR EVENT

All Kinépolis complexes have large, free parking areas that are easily accessible to facilitate your guests' arrival.



ACCESS BY CAR:

- More than 6,000 free parking spaces available and easily accessible.



NEARBY ACCOMMODATION:

Hotel Abades Nevada Palace

Calle de la Sultana, 3
18008 Granada

Tel. +34 902 222 570

Hotel rating: 4 star

reservasnevada@abades.com

Hotel Ibis Granada

Calle Graham Bell, 3
18100 Granada

Tel. +34 958 184 250

Hotel rating: 1 star

H3700@accor.com



BUS:

Line 159 Granada - Pts - Armilla.


Line 160 Granada - Alhendín - Otura.

Line 360 Granada - Alhendín - Padul - Dúrcal - Nigüelas.



TRAM:

Line Albolote - Granada - Armilla.



STAR EVENTS

Contact telephone: 91 512 70 13

Kinépolis Ciudad de la Imagen (Pozuelo) • Kinépolis Diversia (Alcobendas) • Kinépolis Valencia
Kinépolis Plaza Mar 2 (Alicante) • Kinépolis Granada • Kinépolis Nevada • Kinépolis Full (Barcelona)